

SPECTRA Mobile Radio SPECIFICATIONS

Your radio has been carefully adjusted within the following specification limits. Please review them before mailing the product performance report card. All specifications are measured at specified nominal battery voltage ($\pm 0.1V$) at 25°C (77°F).

CAUTION

-To ensure cosmetic integrity, your Spectra radio ships with a 'Peel-Off' protective cover on the LCD display. The protective covering may still be in place when the radio is delivered to the end user. Remove the covering if desired.

-The use of chemicals or solvents to clean the radio housing may be harmful and cause damage. We recommend a mild dishwashing soap for cleaning the exterior of the product.

Transmitter

Power Level (WATTS) 4,10,12,15,20,25,30,35,40,50,110						
Clear Deviation: \pm 4.0 Khz Min. \pm 5.0 Khz Max.						
Coded Deviation: \pm 3.5 Khz Min. \pm 4.5 Khz Max.						
Frequency Stability						
VHF, UHF: \pm 0.0005%: Optional \pm 0.00025%						
\pm 0.0015%: On 900 Mhz						
800 MHZ: \pm 0.0025 On 800 Mhz						
900 MHZ: of Center Frequency -30°C to +60°C.						
Receiver						
	VHF	UHF	PRE-AMP		800	900
			VHF	UHF		
Sensitivity:						
20 dB Quiet	.50uV	.50uV	.30uV	.30uV	.4uV	.4uV
12 dB Sinad	.35uV	.35uV	.20uV	.20uV	.3uV	.3uV

In a continuing effort to provide a better product, we need your

HELP

INITIAL PRODUCT PERFORMANCE REPORT

Please return this card **immediately** after testing or installation of your unit.





PUBLICATIONS AVAILABLE

Manual(s) are available to support operation, maintenance, and servicing of your Motorola product. Print your name, address, and zip code **clearly** in the area provided below, and mail the card. We will send you one each of the latest up-to-date manual(s) indicated.

SPECTRA
MODEL: T84GXA7HA3AK
RELATED PUBLICATIONS

Place an X in the applicable box(s) to indicate
which manual(s) you need.

- 6880102W42 SPECTRA HAND HELD CONTROL HEAD
- 6881070C85 SPECTRA RADIO INSTALLATION
- 6881071C05 SPECTRA UHF SERVICE MANUAL

 S/N 671AUL0092	QTY 1
 MODEL T84GXA7HA3AK	PAGE 0002
 SDATE 06/15/94	P DATE 06/15/94
 F.O. 3732020112055	ITEM 004

1. DID UNIT PERFORM PROPERLY? YES NO

2. IF NOT, WHAT IS NATURE OF PROBLEM? (record any reading that was off)

3. HOW WAS PROBLEM FIXED? (identify location by circuit symbol & part no.)

4. COMMENTS / SUGGESTIONS _____

5. RESPONDER'S PHONE _____ CUST. NO. _____

NAME _____

ADDRESS _____

CITY _____ STATE _____ ZIP CODE _____

CUSTOMER NAME _____

WORK ORDER NO. _____

NAME: _____

ADDRESS: _____

ZIP CODE: _____

PLEASE DO NOT USE POST OFFICE BOX NUMBER FOR RETURN ADDRESS.